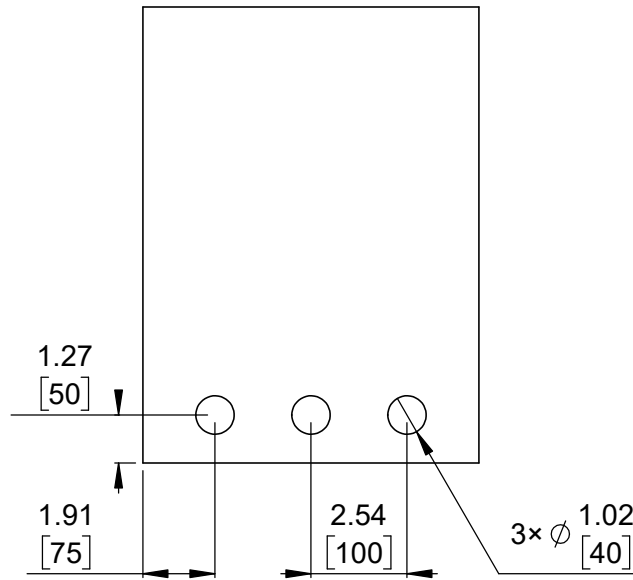
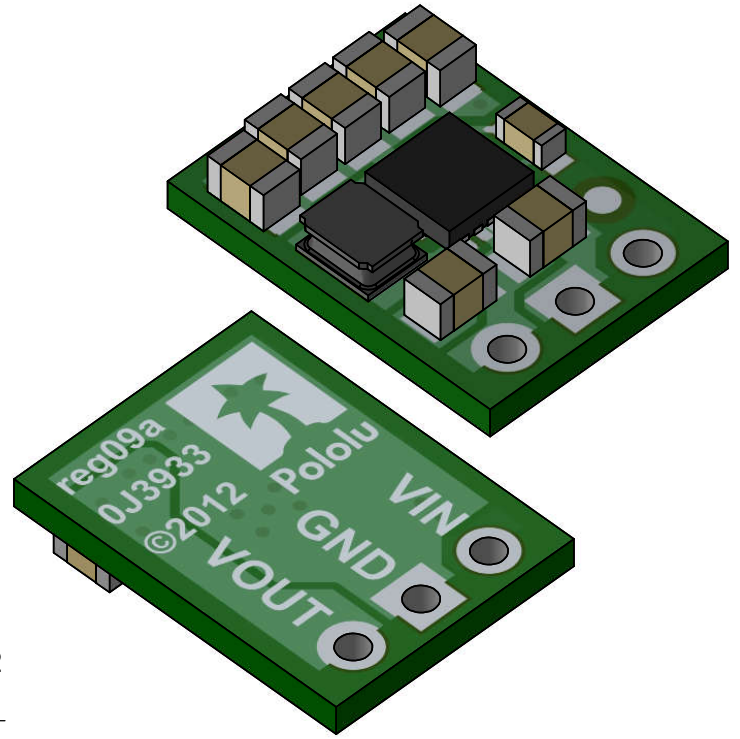


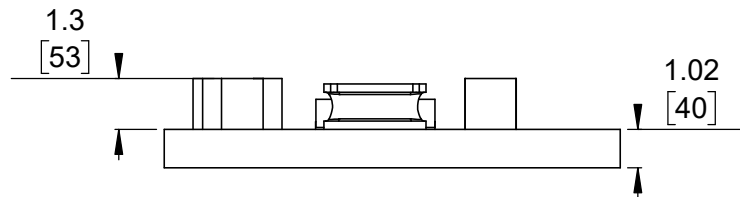
① Board dimensions (top view) Scale 5:1



② Connector callouts (bottom view) Scale 5:1



③ Isometric view Scale 5:1




④ Profile Scale 5:1



⑤ Actual size Scale 1:1

1. To get the specified scale, select 100% in print settings.
2. Drill location tolerance: ± 0.1 [± 5].
3. Board edge tolerance: ± 0.3 [± 10].

<https://www.pololu.com/product/2119>

Name: Pololu 5V Step-Up/Step-Down Voltage Regulator S7V7F5		Item number: 2119
Drawing date: 17 December 2018	Dev code: reg09a	 © 2018 Pololu Corporation
Units: mm [mil]	Material: mixed	